

EURID'S QUARTERLY PROGRESS REPORT

First Quarter 2012



www.eurid.eu

.eu
Your European Identity

Contents

FROM THE GENERAL MANAGER	3
UPDATE	4
ABOUT EURID AND .EU	5
INTERNATIONAL	6
THE .EU DOMAIN	7
THE REGISTRANTS	16
THE REGISTRARS	21
HUMAN RESOURCES	24
THE MANAGEMENT TEAM	25
THE BOARD AND STRATEGIC COMMITTEE	26

From the General Manager

.eu started 2012 strongly. The first quarter saw the number of registered .eu domain names rise by 6.1% to 3.59 million when compared with Q1 2011. This represents the best annual growth in .eu registrations since Q3 2010. I am also pleased to note that 9% more new domain names were registered in Q1 2012 than at the same time one year ago.

At the country level, annual growth was particularly healthy in Lithuania (31.4%), Austria (22.4%) and Slovakia (18.0%). When looking at the quarterly data, .eu registrations increased in 23 of the 27 European Union Member States. Malta, Slovenia and Finland all saw growth of over 4% in Q1.

In order to sustain and improve this growth, we focused our Q1 activities around EURid's core values of reducing complexity and adding value. The .eu registrar community were the first to benefit with two improvements. We streamlined .eu's registration fee structure and included another payment option in our increasingly popular online credit card payment facility.

There is more to come. We also spent the first quarter preparing new services and activities that are scheduled for later this year. It is our aim to help simplify the working lives of .eu accredited registrars and to add value for their customers, .eu domain name holders. Amongst other projects in the pipeline, the launch of electronic invoicing in May will not only improve efficiency for registrars and provide them with additional information, we will also use less paper – a small step towards reducing everyone's environmental footprint.



... we focused our Q1 activities around EURid's core values of reducing complexity and adding value.



Marc Van Wesemael

Update

The .eu top-level domain (TLD) and its registry, EURid, saw a variety of developments during the first quarter of 2012. These included the items highlighted below.

Registrar feedback

Every year EURid runs a registrar satisfaction survey during the fourth quarter. The findings from 2011's survey were shared with .eu accredited registrars as a report published on the registry.eu website in January 2012. It is worth noting that 87% of .eu registrars rated their experience with EURid as either "excellent" or "very good" which was an improvement on 2010's score of 84%.

All input from registrars is appreciated as it helps the .eu team further refine and improve services.

Another valuable feedback channel is the Registrar Advisory Board. This group consists of registrar representatives who advise EURid on business-related issues and matters important to the .eu registrar community. The Board's first meeting of 2012 was held on 24 February in Brussels, Belgium.

Registrar transactions simplified

Reducing complexity is a theme for 2012 and EURid started the year by simplifying some of our transactions for registrars.

The procedures surrounding .eu domain name trades and transfers have often been viewed as too complex by registrars. In February, EURid shared the consolidated proposal for the streamlined .eu trade and transfer process with the registrar community. EURid expects the updated procedure to be introduced later in 2012.

From 1 February 2012 onwards, all .eu domain name transaction fees were aligned to the same 4 euro price. This meant that the fees charged to

reactivate a .eu domain name and to reactivate and transfer a name from quarantine were lowered. Other fees remained unchanged.

.eu registrars have been able to add funds to their accounts using EURid's online credit card payment facility since September 2011. In January 2012, American Express (AMEX) was added to the list of credit cards accepted following comments shared through the registrar satisfaction survey.

Online security advice

EURid marked February's Safer Internet Day with a new issue of the *.eu Identity* magazine, filled with practical online security tips for Europe's small- to medium-sized enterprises (SMEs). The issue featured straightforward suggestions about how to protect customers privacy online and safeguard business-critical digital data.

An online version was published at:
<http://link.eurid.eu/identity>.

.eu at events

EURid attended three trade fairs during Q1. In February, the General Manager and Technical Manager both spoke at the Domain Pulse 2012 conference in Hamburg, Germany. The EURid team raised the profile of .eu by exhibiting at two events during March: Ondernemen/Entreprendre 2012 in Brussels, Belgium and WorldHostingDays 2012 in Rust, Germany.

.eu on YouTube

More videos were added to the .eu registry's YouTube channel during Q1. You can view the latest uploads at:
<http://www.youtube.com/europeanregistry>.



About EURid and .eu

EURid is the not-for-profit organisation appointed by the European Commission to operate the .eu top-level Internet domain. The first initiative to establish .eu as a European top-level domain (TLD) was taken in 1999 by the European Council. Subsequently, EURid was appointed in May 2003 as the operator of the .eu registry. The actual service contract was signed in October 2004. The .eu TLD was added to the root zone of the Internet Domain Name System in May 2005. Technically speaking, .eu has been in existence since then.

Between 7 December 2005 and 6 April 2006, the .eu registry accepted applications for domain names on a limited basis. Only those individuals and organisations holding legal protection for a name within a Member State of the European Union were eligible to apply during that time. This stage of phased registration is referred to as the Sunrise Period.

On 7 April 2006, EURid opened the .eu TLD for general registration on a strictly first-come, first-served basis.

The three organisations operating the national registries for Belgium, Italy and Sweden founded EURid in April 2003. Later, the organisations operating the TLDs for the Czech Republic and Slovenia also became members. The European Chapter of the Internet Society (ISOC) joined EURid in 2006, followed by the BusinessEurope organisation in 2007.

EURid's head office, which is also the regional office for Western Europe, is located just outside Brussels in Diegem, Belgium. There are three other regional offices located in Pisa, Italy; Prague, the Czech Republic; and Stockholm, Sweden. Each office provides support for registrars and the general public in languages local to its region.

International

During the first quarter of 2012, EURid participated in the following events:

- 47th CENTR General Assembly, Salzburg, Austria, 2 – 3 February
- Domain Pulse 2012, Hamburg, Germany, 13 – 14 February
- CENTR administrative workshop, Ljubljana, Slovenia, 28 February
- ICANN 43 Meeting, San Jose, Costa Rica, 12 – 16 March
- CENTR marketing workshop, Stockholm, Sweden, 20 – 22 March
- WorldHostingDays 2012, Rust, Germany, 20 – 23 March
- Ondernemen/Entrepreneurs 2012, Brussels, Belgium, 28 – 29 March.

During the ICANN 43 Meeting in Costa Rica, EURid was actively involved in the Strategic and Operational Planning (SOP) and IDNs Policy Development Process (PDP) working groups, and moderated the Inter-Registrar Transfer (ITRT) panel discussion within the country code Names Supporting Organisation (ccNSO) session. During the ccNSO public session, EURid introduced its commitment to a greener cyberspace by outlining the registry's environmentally responsible approach to operating the .eu TLD.

EURid also gave presentations about various aspects of .eu at ICANN Costa Rica, both CENTR workshops and the Domain Pulse 2012 conference.

“EURid gave presentations about various aspects of .eu.”

The .eu domain

During Q1 2012, the number of .eu registrations increased by 78 771 domain names, or 2.2%, to 3.59 million. The total number of registrations at the end of Q1 represented an increase of 6.1%, or 207 674 registrations, when compared with the total number at the end of Q1 2011.

The number of internationalised domain names (IDNs) in the .eu portfolio at the end of Q1 2012 was 58 455, or 1.6% of all registrations. The number of IDNs as a percentage of new registrations is at the same level as that of other registries.

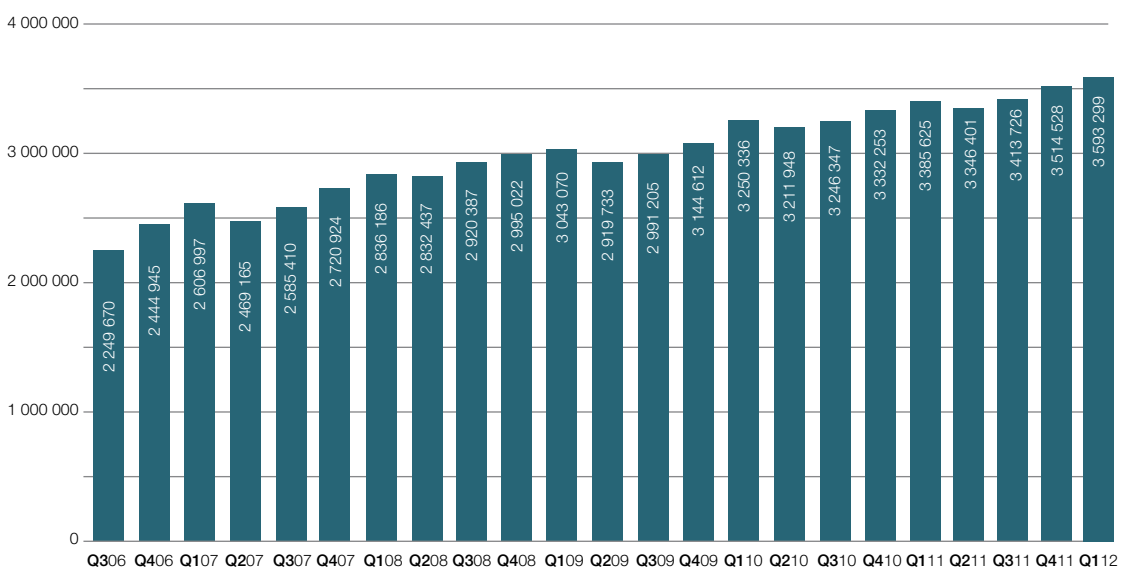
During Q1 2012, 19 974 domains out of 3.59 million were traded. This means that about one domain out of 180 was traded; down from Q1 2011 when one in 170 was traded. In addition, there were a total of 852 accredited .eu registrars

by the end of the quarter. Finally, the countries in the top ten list of registrations based on country of registrar accounted for 84.5% of all .eu registrations.

During the first quarter, the total number of .eu registrations increased in 23 of the 27 EU Member States. Malta, Slovenia and Finland all saw growth of more than 4%.

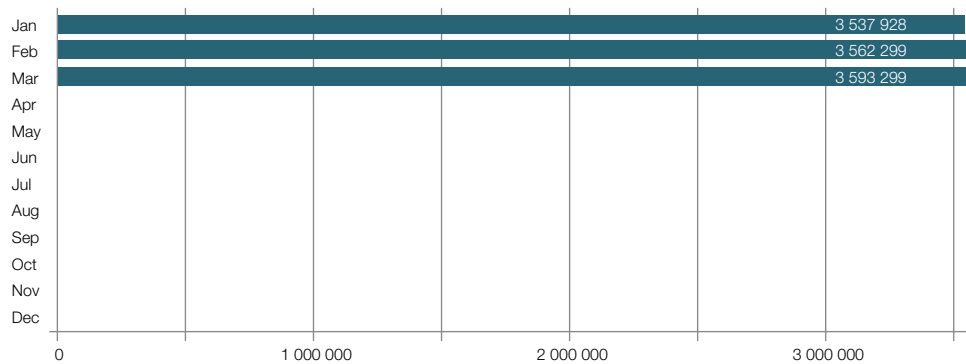
The national ccTLD market in EU countries¹ increased by 1.8% during Q1 2012, and grew by 8.8% from Q1 2011. Within the European Union, the market for gTLD domain names, such as .com, .net, .org, .info and .biz, grew by 1.2% during Q1 2012 and by 5.3% from Q1 2011, according to statistics from Zooknic.

Total .eu domain name registrations by quarter

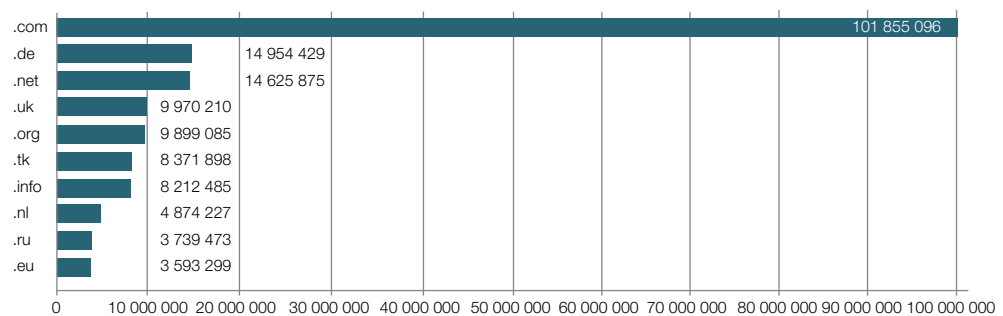


¹Data from national registry websites was not available for Bulgaria, Cyprus and Malta.

Total .eu registrations by month, 2012



World top ten TLDs



During Q1, .eu maintained its position as one of the ten largest TLDs in the world. The registry for .tk which offers free registration services has started publishing registration numbers and is therefore now included in the list as the world's sixth largest TLD. The inclusion of .tk means that .cn has dropped out of the top ten list.

.eu Internationalised Domain Names (IDNs), Q1 2012

Quarter	IDNs	Percentage
Q4 2009	56 036	1.78%
Q1 2010	62 609	1.93%
Q2 2010	65 109	2.03%
Q3 2010	67 074	2.07%
Q4 2010	57 826	1.74%
Q1 2011	56 961	1.68%
Q2 2011	58 424	1.75%
Q3 2011	58 332	1.71%
Q4 2011	56 699	1.61%
Q1 2012	58 455	1.63%

Multiyear registrations (MYRs)

Since 7 April 2011 it has been possible to register .eu names with a registration period of more than one year. During Q1 2012, 6 287 new registrations with a registration period of longer than one year were made. This represented 2.7% of all new registrations in Q1.

The number of MYRs registered in May 2011 was particularly high due to the promotional offer EURid ran following the MYR launch. While the offer ran, registrars got 50% discount on .eu domain names they registered for two, five or ten years.

	Q2 2011	Q3 2011	Q4 2011	Q1 2012
MYRs	22 931	5 295	6 218	6 287
Percentage	12.3%	2.8%	2.4%	2.7%

By far the most common registration length for MYRs has been two years, 73% of the 6 287 MYRs in Q1 were made for two years. The second and third most common registration lengths were three years (11%) and five years (9%).

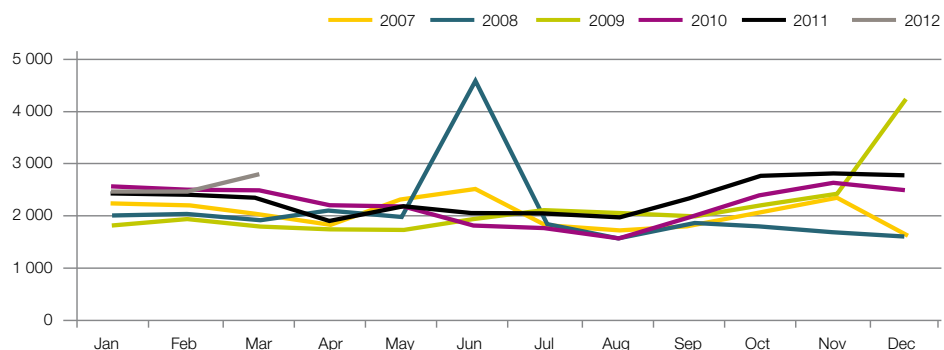
New registrations, deletions and renewals

There were 232 950 new .eu registrations in Q1 2012. The number of new registrations was 9% higher than during the same months in 2011.

Registrants can delete domain names they no longer find useful from the .eu registry through their registrars. During Q1 2012, there were 161 540 deletions. A domain name headed for deletion is quarantined for 40 days after the date specified in the deletion request. It can be reactivated during that period only at the request

of the former registrant. The quarantine period is a safeguard to prevent domain names from being deleted by mistake. The deleted name becomes available for general registration after the quarantine period. When combined, the new registrations and deletions for Q1 showed a net increase of about 900 names per day. Renewal rates stayed strong during Q1 at an average of 79%, somewhat higher than the industry average.

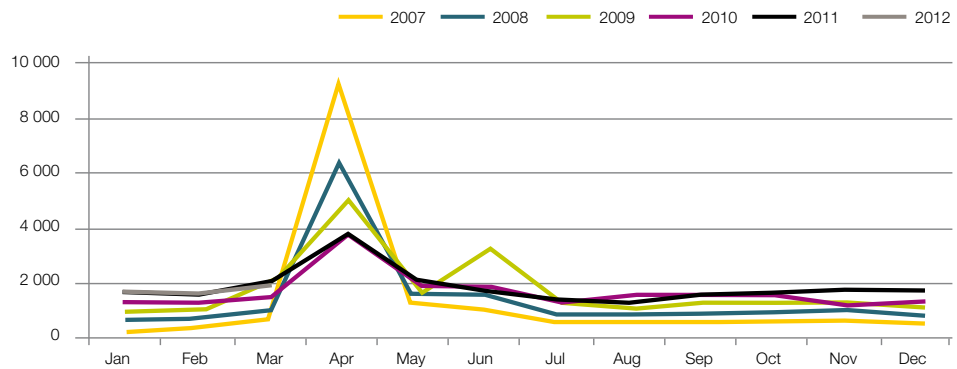
New .eu registrations per day



The number of new registrations per day was 9% higher than during the same months in 2011.

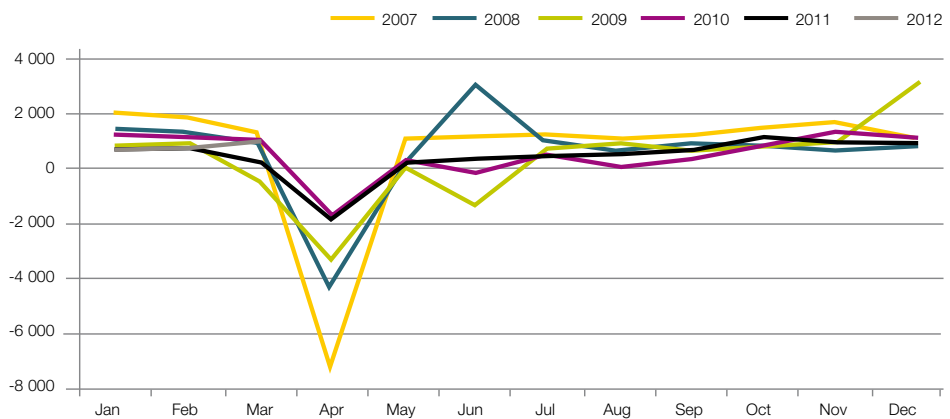


Deletions per day



The month of April sees a spike in deletions each year, as many domain names come up for renewal then. April is the month the .eu domain was officially launched. This high peak is quite common for any TLD that was launched after the nineties, as those that were already in the market followed a more regular growth pattern.

Net growth per day



As stated above, Q1 saw an increase of about 900 names per day.

Renewal rates by percentage

Month	2012	2011	2010	2009	2008	2007
January	78%	76%	77%	78%	79%	100%
February	80%	78%	79%	78%	80%	100%
March	79%	79%	80%	79%	83%	99%
April		85%	87%	84%	84%	81%
May		80%	83%	80%	81%	82%
June		83%	79%	69%	80%	86%
July		81%	81%	80%	82%	84%
August		80%	79%	81%	82%	80%
September		82%	78%	79%	82%	83%
October		79%	78%	78%	82%	82%
November		78%	77%	79%	79%	83%
December		78%	75%	79%	80%	84%
Annual average		81.6%	81.7%	80.0%	82.6%	81.9%

Renewal rates remained strong in Q1, at an average of 79%, somewhat higher than the industry average.

Trades and transfers

When a domain name changes hands, EURid calls the process a “trade”. The registrar for the new registrant initiates the trade, which must then be confirmed by both the existing registrant and the new holder of the domain name. During Q1 2012, 19 974 domains out of 3.59 million were traded; down from Q1 2011 when one in 170 was traded.

When a registrant wishes to change registrars, this is known as a domain name “transfer”. Transfers can be carried out at any time. A transfer is initiated by a registrant’s new registrar and must be confirmed by the registrant before it is processed. During Q1 2012, about one domain out of 180 was transferred, for a total of 20 270 transfers. During the same quarter last year, about one out of 190 was transferred.

Completed trades

Trades	2012	2011	2010	2009	2008	2007
January	6 319	5 775	6 541	5 443	4 941	6 553
February	6 307	5 848	5 669	6 119	8 202	8 656
March	7 348	7 822	8 512	10 033	17 004	15 935
April		7 974	7 624	17 925	55 764	25 869
May		6 153	6 600	6 016	20 057	6 481
June		5 838	6 026	5 875	9 097	12 957
July		5 736	5 795	5 355	5 451	5 034
August		5 095	4 874	5 195	3 625	6 010
September		5 718	5 070	5 650	4 431	4 177
October		7 968	5 593	6 389	6 274	5 344
November		6 273	5 900	4 865	4 246	5 746
December		6 933	8 546	4 900	6 118	4 419

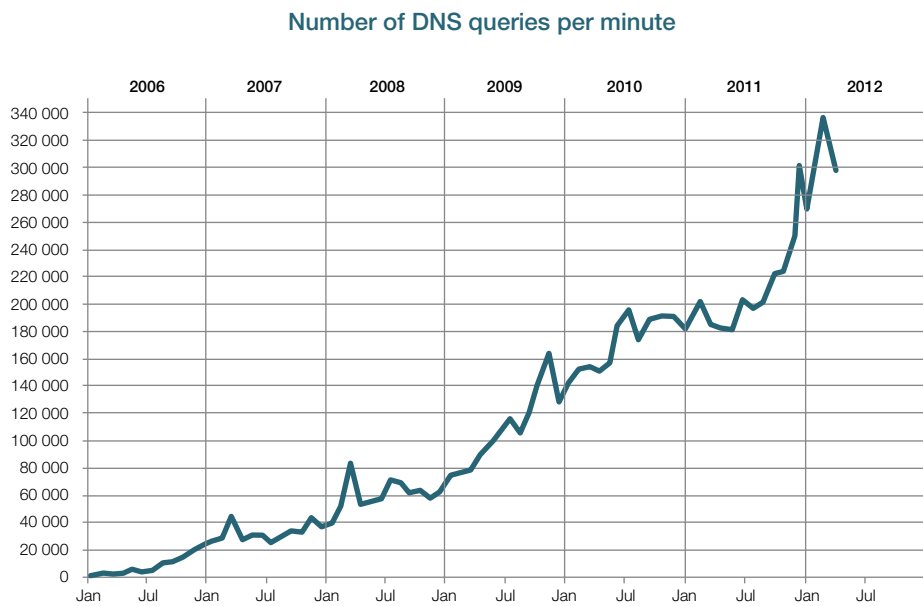
Completed transfers

Transfers	2012	2011	2010	2009	2008	2007
January	6 710	5 431	3 951	4 602	4 313	3 564
February	5 828	4 977	5 097	5 311	4 609	5 278
March	7 732	7 604	7 518	7 982	10 190	36 458
April		7 396	6 345	12 582	10 863	69 060
May		6 400	6 288	4 606	4 968	12 895
June		5 384	4 483	4 869	4 474	4 230
July		4 207	3 876	3 575	3 944	3 448
August		4 606	3 772	2 952	3 714	3 667
September		5 238	4 229	3 509	4 124	4 428
October		5 381	4 326	4 102	4 132	3 729
November		5 512	4 860	3 602	4 018	3 382
December		4 961	4 967	3 419	5 122	3 578

DNS queries per minute

One method of determining the actual use of .eu domain names is by measuring DNS queries to the .eu name servers. The graph shows the

average number of queries per minute for each month. The number of DNS queries has grown steadily since the launch of .eu.



The number of DNS queries has grown steadily since the launch of .eu.

The number of DNS queries has grown steadily since the launch of .eu.

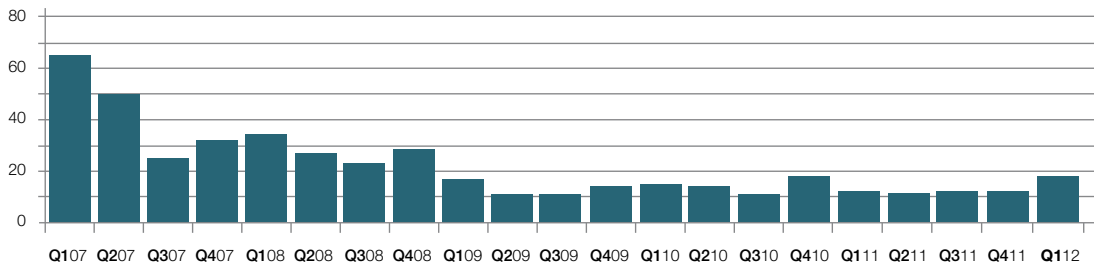


Domain name disputes

To protect intellectual property rights, an Alternative Dispute Resolution (ADR) policy was established for .eu domain name disputes. This policy is described in more detail in EC Regulation 874/2004. The dispute resolution procedure is administered by the Czech Arbitration Court, an independent body offering its services in 21 EU languages.

The ADR process for .eu disputes is similar to the dispute processes offered by most major top-level domain registries.

Domain name disputes filed by quarter

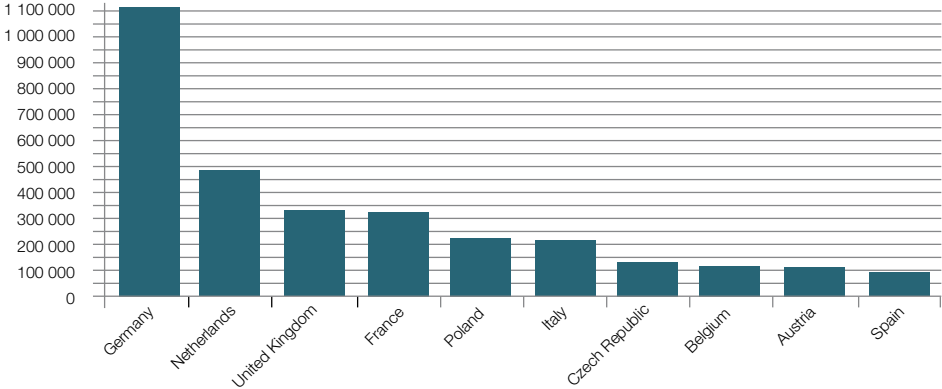


A total of 18 Alternative Dispute Resolution cases were filed during Q1 2012 compared with 11 during Q1 2011. The Czech Arbitration Court published 14 ADR decisions during Q1. Eleven of these were in favour of the complainant, in two cases the complaint was deemed defective and one resulted in the domain name being withdrawn.

The registrants

The countries in the top ten list below account for 87.7% of all .eu registrations. German residents have by far the most .eu domain name registrations, followed by residents of the Netherlands and the United Kingdom.

Top ten countries with most .eu registrations





Total number of .eu domain names by country of registrant, Q1 2012

Country	Total names
Åland Islands	1 280
Austria	112 491
Belgium	115 764
Bulgaria	20 535
Cyprus	14 887
Czech Republic	137 369
Denmark	36 220
Estonia	14 906
Finland	15 225
France	326 364
French Guiana	53
Germany	1 107 994
Gibraltar	2 681
Greece	35 633
Guadeloupe	220
Hungary	43 084
Ireland	51 577

Country	Total names
Italy	214 314
Latvia	6 581
Lithuania	18 787
Luxembourg	18 655
Malta	8 091
Martinique	139
Netherlands	483 236
Poland	229 506
Portugal	13 048
Reunion	311
Romania	26 874
Slovakia	32 282
Slovenia	9 825
Spain	95 141
Sweden	69 800
United Kingdom	330 435

The table above is based on country codes. Some EU Member State territories (such as the Åland Islands, Gibraltar and Guadeloupe) have their own country codes, which is why they are included in the list.

Popularity of .eu compared with ccTLD registrations, Q1 2012

Country	.eu/1000	ccTLD/1000
Luxembourg	36.4	133.5
Netherlands	29.0	292.6
Malta	19.4	n/a
Cyprus	18.5	n/a
Germany	13.6	182.9
Austria	13.4	133.4
Czech Republic	13.0	88.3
Ireland	11.5	39.7
Estonia	11.1	49.3
Belgium	10.6	115.7
Sweden	7.4	129.1
EU	7.2	93.8
Denmark	6.5	211.4
Poland	6.0	61.4

Country	.eu/1000	ccTLD/1000
Slovakia	5.9	49.7
Lithuania	5.8	43.9
United Kingdom	5.3	159.7
France	5.0	35.2
Slovenia	4.8	49.8
Hungary	4.3	60.3
Italy	3.5	39.1
Greece	3.2	32.6
Latvia	3.0	43.1
Finland	2.8	53.7
Bulgaria	2.7	n/a
Spain	2.1	32.8
Romania	1.3	27.8
Portugal	1.2	40.0

The figures above show the number of domain names per 1 000 inhabitants at the end of Q1 2012. They are based on population data from Eurostat and ccTLD information from national registries.

Growth by country, quarter over quarter and year over year

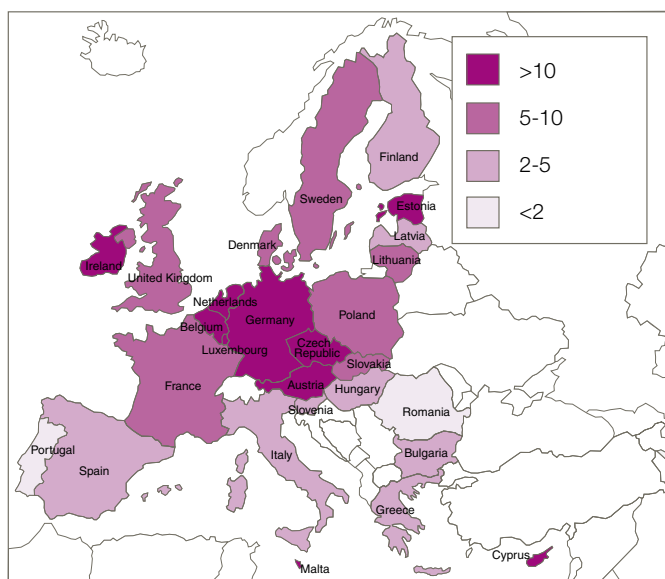
Country	Q1 2012 vs Q4 2011	Q1 2012 vs Q1 2011
Austria	3.6%	22.4%
Belgium	1.8%	9.5%
Bulgaria	-3.5%	10.9%
Cyprus	-3.2%	-72.1%
Czech Republic	2.3%	10.2%
Denmark	0.5%	-1.6%
Estonia	2.0%	5.7%
Finland	4.8%	7.4%
France	3.3%	11.6%
Germany	2.2%	6.2%
Greece	0.6%	8.7%
Hungary	0.9%	7.5%
Ireland	0.8%	1.0%
Italy	3.5%	9.9%

Country	Q1 2012 vs Q4 2011	Q1 2012 vs Q1 2011
Latvia	2.1%	6.2%
Lithuania	2.1%	31.4%
Luxembourg	1.4%	-30.2%
Malta	9.6%	13.6%
Netherlands	2.1%	9.0%
Poland	1.8%	11.3%
Portugal	1.1%	3.1%
Romania	-6.5%	5.9%
Slovakia	4.0%	18.0%
Slovenia	9.1%	16.3%
Spain	1.5%	8.6%
Sweden	-2.4%	-7.9%
United Kingdom	3.6%	1.8%

By the end of Q1 2012, .eu domain name registrations had increased in 23 EU countries. As shown above, the .eu domain became especially popular in Malta, Slovenia and Finland.

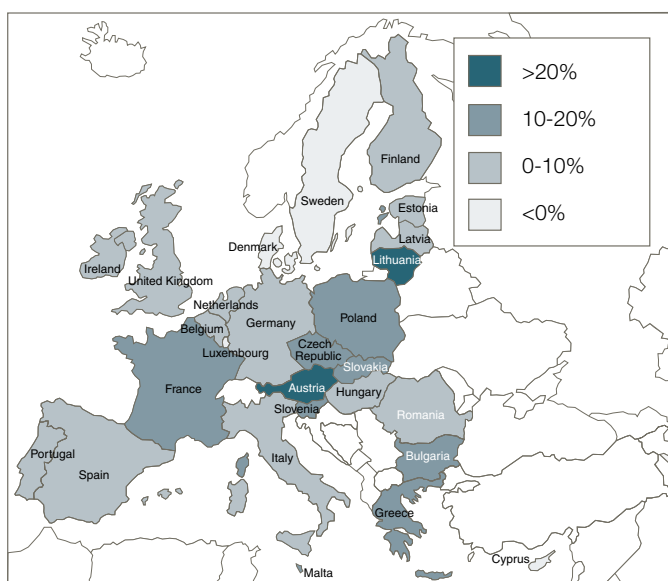
.eu domain names per 1 000 inhabitants, Q1 2012

The number of .eu registrations per 1 000 inhabitants varies from a high of 36 in Luxembourg to 29 in The Netherlands and around one in Portugal and Romania. In general, countries with a large number of ccTLDs per inhabitant also have a large number of .eu registrations per inhabitant.



Growth by country, Q1 2012 compared with Q1 2011

The countries with the fastest relative growth year over year were Lithuania (31%), Austria (22%) and Slovakia (18%).

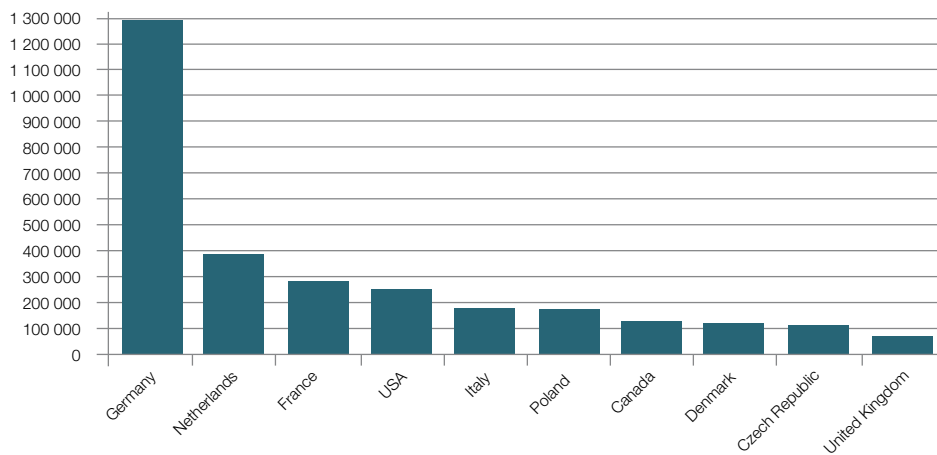


The registrars

.eu registrars can be located outside the European Union. Categorising registrations by country of registrar shows many similarities with the categorisation by country of registrant (see previous table Top ten countries with most .eu registrations). The main difference is that the USA, Canada and

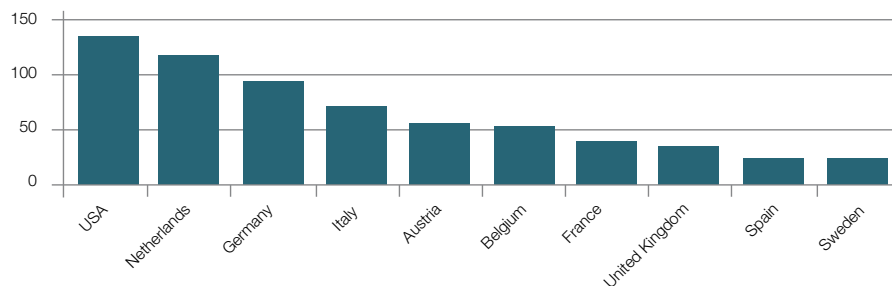
Denmark are on the top ten list based on country of registrar but not based on country of registrant, while the opposite holds true for Belgium, Austria and Spain. In Q1 2012, the countries in the top ten list of registrations based on country of registrar accounted for 84.5% of all .eu registrations.

Top ten countries based on registrations by country of registrar



In Q1, Italy replaced Poland as the country with the fifth most registrations based on country of registrar.

Top ten countries by number of .eu registrars



.eu registrations by country of registrar during Q1 2012

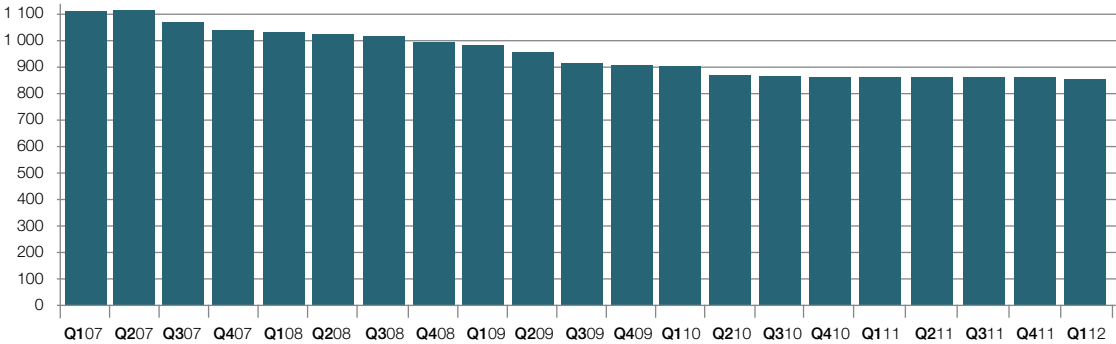
Country	Names managed	Number of registrars
Anguilla	341	1
Australia	17 607	8
Austria	60 817	55
Bahamas	9 773	1
Barbados	332	1
Belgium	68 174	52
Bulgaria	835	2
Canada	128 495	23
Cayman Islands	126	2
China	1 012	4
Croatia	94	1
Cyprus	14 139	2
Czech Republic	117 009	18
Denmark	121 786	16
Estonia	8 796	2
Finland	4 410	6
France	288 339	40
Germany	1 298 161	93
Greece	30 787	15
Hong Kong	0	1
Hungary	28 583	21
India	58 418	1
Ireland	9 062	6
Israel	710	3
Italy	181 053	71

Country	Names managed	Number of registrars
Japan	262	2
Korea	790	3
Latvia	1 626	3
Liechtenstein	226	1
Lithuania	14 979	4
Luxembourg	38 463	3
Malaysia	154	1
Malta	84	1
Monaco	10 382	1
Netherlands	390 107	118
Norway	41 758	4
Poland	180 985	15
Portugal	1 084	4
Romania	11 979	10
Russia	0	1
Singapore	512	1
Slovakia	13 864	12
Slovenia	1 857	2
Spain	44 064	24
Sweden	46 825	24
Switzerland	12 775	3
Taiwan	187	1
United Kingdom	75 419	34
USA	252 798	135

An .eu accredited registrar managed an average of 4 214 .eu domain names during Q1.

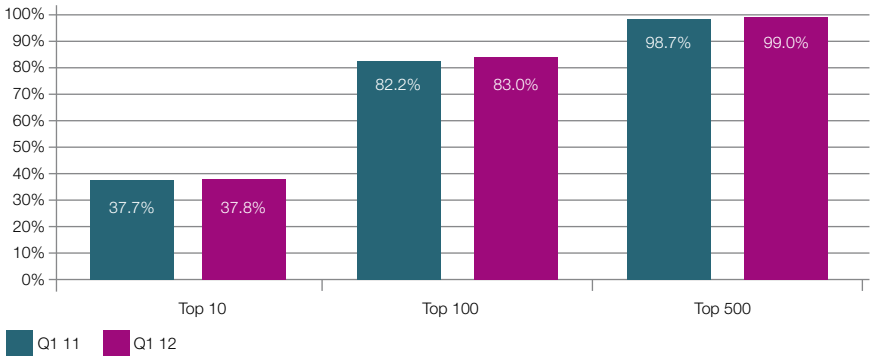


Total number of .eu accredited registrars by quarter



At the end of Q1, there were 852 .eu accredited registrars.

Market share of top 10, top 100 and top 500 registrars

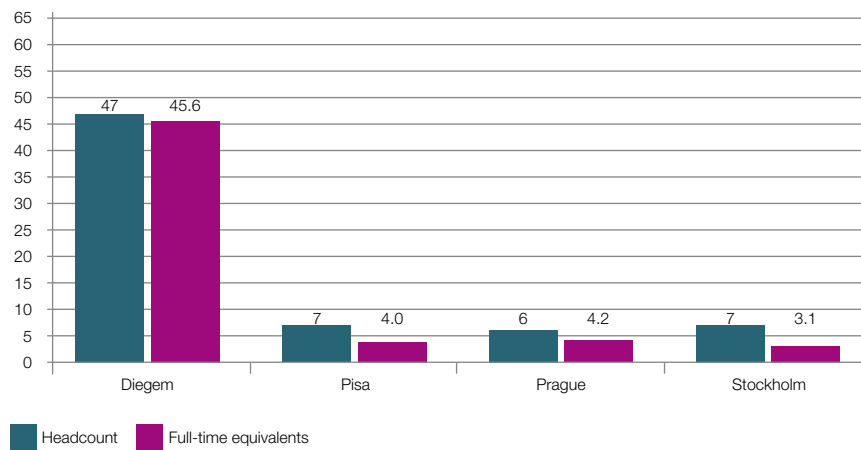


The top 100 .eu accredited registrars manage about 83% of all registrations which means that many registrars are small businesses. Compared with the previous year, the market share of the top 10, 100 and 500 registrars has increased somewhat.

Human resources

In terms of human resources, there were a total of 67 employees working at EURid's four offices at the end of Q1 2012.

Headcount per office, Q1 2012





The management team

1 Marc Van Wesemael

General Manager

Marc Van Wesemael has worked in the telecom and software industries as a consultant and as a manager in software engineering, general sales and marketing. For ten years he was the Managing Director of not-for-profit DNS Belgium, the registry for .be. He has an MBA from Lessius Management School (Antwerp) in collaboration with Northwestern University (USA) and a degree in electronic engineering from the University of Ghent.

2 Bart Foutrel

Finance Manager

Bart Foutrel worked as an advisor on Global Compliance Service at PricewaterhouseCoopers before joining EURid in early 2008. He has a masters degree in business sciences from Lessius Hogeschool, where he focused on finance and insurance plus accountancy and tax law.

3 Peter Janssen

Technical Manager

Before Peter Janssen joined EURid, he was technical director for the Belgian registry .be. He was responsible for that domain's liberalisation in December 2000. He has a masters degree in computer science from the University of Leuven.

4 Brigitte Lagrou

Communications Manager

Brigitte Lagrou worked at VASCO Data Security as Worldwide Product PR Manager and EMEA PR Manager before joining EURid. Prior to that, she held the position of PR Manager at Telenet. She has several years' experience working in PR agencies, on local and pan-European ICT and consumer goods accounts.

5 Giovanni Seppia

External Relations Manager

Giovanni Seppia previously worked at ICANN as European Regional Liaison. Prior to that, he was General Manager at CENTR. He has also served as head of external relations for the Italian Registry (ITT CNR) and has three years' experience in various roles at the European Commission.

6 Geo Van Langenhove

Legal Manager

Geo Van Langenhove joined EURid as Legal Manager in January 2011. Previously he worked for companies in various technology fields, such as Nuance Communications, EuroFiber and IMEC, where his practice focused on intellectual property, contracts and litigation. He graduated from the Universities of Brussels and Leuven, College of Law. He also holds an advanced masters degree in intellectual property rights from the University of Brussels.

7 Els Verstappen

Human Resources Manager

Els Verstappen held a variety of HR roles at Scarlet, a telecommunications company, before joining EURid. Most recently, as HR Business Advisor, she was responsible for HR support for line management, selection and recruitment, among other things. Before working at Scarlet she was employed at KPN Belgium and at a European non-governmental organisation.

The board and strategic committee



Pierre Verbaeten

Chairman of the Board

Pierre Verbaeten was professor of the Computer Science department at the University of Leuven until October 2010. For more than ten years he was chairman of this department, the largest in Belgium with more than 30 professors and 170 researchers. He led the DistriNet research group, which conducts basic and applied research in computer networks, security, middleware, multi-agent systems and embedded systems; the group counts more than 70 researchers. In 1989 Mr Verbaeten became the first manager of the .be registry, which was transferred to the not-for-profit organisation DNS Belgium on 1 January 2000.



Domenico Laforenza

Director of the Board

Dr Domenico Laforenza is the Director of the Institute for Informatics and Telematics of the Italian National Research Council in Pisa. He is also the head of nic.it, the registry for Italy's .it TLD. In June 2011 he was nominated as the Vice-President of the European Consortium for Informatics and Mathematics (ERCIM). Dr Laforenza also serves in the "Future Internet Forum of the Member and Associate States" as Italian representative appointed by the Italian Ministry of Research, Education and University. He holds a doctoral degree in Computer Science from the University of Pisa.



Danny Aerts

Director of the Board

Danny Aerts is the Managing Director of the Swedish Internet Infrastructure Foundation (IIS), the registry for the .se top-level domain. A native of the Netherlands, Mr Aerts moved to Sweden in the mid 1990s. In 2006 he left his position as CEO at Swedish web portal Spray to join IIS. Mr Aerts has also been employed at several telecom companies, including Unisource Mobile, Telia and PTT Telecom. He graduated cum laude from Utrecht University, where he studied economic geography.



Tomáš Maršálek

Director of the Board

Mr Maršálek is an independent IT consultant and member of the CZ.NIC collegium, a body associated with CZ.NIC, the registry for the .cz top-level domain. Previously he was a chairman of CZ.NIC and the Managing Director of the Czech Neutral Internet eXchange node (NIX.CZ). After graduating from the Czech Technical University in Prague with a masters degree in radio electronic science, he began his professional career at AT&T. Mr Maršálek is a cofounder of GTS, the biggest alternative telecommunications operator in the Czech Republic. He also helped establish the IP network in Central and Eastern Europe on behalf of British Telecom.



Marko Bonč

Director of the Board

Marko Bonč received a bachelor of science degree in mathematics (1981) and a masters in computer science (1988) from the University of Ljubljana. Between 1981 and 1992 he worked as a researcher and project leader in the field of computer networks. Since 1992 he has been the Director of Arnes, the Academic and Research Network of Slovenia, which is also the registry for the Slovenian top-level domain, .si.



Philippe de Buck

Member of the Strategic Committee
Philippe de Buck received a doctorate in law from the University of Leuven. After a post-graduate course in tax studies at the Ecole Supérieure de Sciences Fiscales (ICHEC) in Brussels, he joined Agoria, the Belgian multi-sectoral federation for the technology industry. There he filled various functions until 2001, when he left the CEO position at the federation to join Business Europe in the role of Secretary General. Mr de Buck is also a member of the board of directors for both ING Belgium and BASF Antwerp and sits on the advisory board of the European Policy Center.



Christopher Wilkinson

Member of the Strategic Committee
Christopher Wilkinson is the Chairman of the Internet Society European Chapters (ISOC-ECC.ORG). He has degrees in natural sciences and economics and experience in international affairs. His working life spans several international organisations and the European Union. He was closely associated with the creation of ICANN and the GAC. He initiated the .eu top-level domain.





EURid vzw/asbl
Park Station
Woluwelaan 150
B-1831 Diegem, Belgium

Tel.: +32 (0)2 401 27 50
Fax: +32 (0)2 401 27 51
info@eurid.eu
www.eurid.eu

www.eurid.eu

Follow us on Twitter (Euregistry) or YouTube (Europeanregistry).

.eu
Your European Identity

EURid
The European Registry of Internet Domain Names